



DEEP

A Guide

for the Tohoku University

Natural Science Direct

Enrollment Education

Program 2026 Spring

1. Study

- (1) Curriculum
- (2) Class Schedule
- (3) Registration for Courses
- (4) Grading System, Transcription and Credit Transfer
- (5) Certificate of Completion
- (6) Period of Study in Exchange Program
- (7) Academic Calendar

2. JASSO Scholarship

3. Contact information

(1) Curriculum

- **Each semester consist of 15 weeks**
- **One class = 90 minutes**
- **2 credits/semester for most of the courses**
- **1 credit = 45 hours of study time**
- **Take 13 credits/semester**

Course Requirement

Special Auditing Student

13 credits / semester

Elective Courses

Special Auditing Student

Optional: Courses taught in English (FGL Courses)

- [Advanced Molecular Chemistry Course \(AMC\)](#) - Science
- [International Mechanical and Aerospace Engineering Course \(IMAC-U\)](#) - Engineering
- [Applied Marine Biology Course \(AMB\)](#) – Agriculture

*Upon the approval from academic advisors and course instructors

Junior Year Program in English (JYPE):

*DEEP students can also take JYPE courses **except** Japanese language courses & Individual Research Training (IRT).

Intercultural Collaborative Learning Course

We highly recommend the Intercultural Collaborative Learning class for its unique opportunity to enhance intercultural communication and teamwork in a global setting.

Japanese Language Program at Kawauchi(JLPK)

*For JLPK courses, DEEP students do not receive any credits.

(2) Class

- **Obtain the class schedule at each assigned faculty/school**
- **Discuss your course works with your academic advisor**

In general, you cannot take graduate classes.

Even if you attend a graduate class, it will be treated as an unregistered class.

Please note that you generally cannot officially register for graduate classes.

(3)Registration for Courses

Step 1

- Visit Academic Affairs Section and Receive registration form

Step 2

- Confirm the deadline

Step 3

- Fill out the registration form

Step 4

- **Obtain approval from your academic advisor and each instructor**

Step 5

- Submit the form to your assigned Faculty/School

(3)Registration for Courses

Submit *Registration Form* to **Academic Affairs Section of your assigned **Faculty/School****

Confirm the deadline at your own **Faculty/School.**

In general, you cannot take graduate classes.

Even if you attend a graduate class, it will be treated as an unregistered class.

Please note that you generally cannot officially register for graduate classes.

(4) Grading System, Transcription and Credit Transfer

- **Grades: AA / A / B / C / D**
- **Transcripts & Certificate*:**
both documents directly sending via email to a student's home university in Apr. or Oct.
- **Credit Transfer**

(5) Certificate of Completion*

(6) Period of Study in Exchange Program

Program	Study Period	Program End:
JYPE	1 or 2 Semester(s)	Poster (Fall) / Oral (Spring)
COLABS		Oral Presentation
DEEP		Final Class

*** 【Important】 If you wish to shorten or extend the exchange period:**

- Confirm with the home university about eligibility first and ask them to write an official request letter and submit to the student exchange division at Tohoku university.
- Once our division receive the letter, we will contact your academic advisor about your request.
- After we have contacted your academic advisor, then you can discuss with your academic advisor for permission.
- Share the email response from your academic advisor regarding the extension with us.

Deadline; May 15 (Spring) / **Nov. 15 (Fall)***If you wish to shorten or extend the exchange period.

(7) Academic Calendar

Spring Semester (Apr. 2026 - Sep. 2026)

Orientation	Apr.2
Classes Begin	Apr. 8
<u>IRTLab Oral / Poster Presentation</u>	Aug. 6 – Aug. 8, 2025 *JYPE · COLABS only
Classes End	Aug. 6

Fall Semester (Oct. 2026 - Mar. 2027)

Orientation	TBA
Classes Begin	Oct. 1
Winter Vacation	Dec. 28, 2026 - Jan. 1, 2027
Classes End	Feb. 4, 2026
<u>IRTLab Oral / Poster Presentation</u>	TBA * JYPE/COLABS only

2. JASSO

2. JASSO

- JASSO Scholarship Orientation Video already available via Google Classroom.
- For more information, refer to the email and join the Google classroom titled “JASSO Scholarship Classroom 2026S” (Class Code:k7pdnkvg) *.
- We will contact you in the Google Classroom for pledges, Wire Transfer Request from (bank account), monthly Signing Dates, and other important information, make sure to join!

*We will send you an invitation email for the Google classroom, please check your Tohokudai-DC email address.

The April signing dates are the April 3rd and 6th at 6-C counter of the Student Exchange Division (Ryu-gakusei ka).

Things you need to do

for JASSO scholarship

1. Participate in Google classroom

2. Submit Wire Transfer Request Form

3. Sign for attendance confirmation sheet

4. Answer a web questionnaire (H-1/H-2 report)



Monthly signing



Open your bank account



Transfer at the end of the month

1. Participate in Google classroom

*The JASSO Scholarship Orientation will be held online from **April 1st** via Google classroom, all of the JASSO scholarship awardees should participate in. (Time: anytime)

- When you receive an invitation email for “JASSO Scholarship Classroom 2026S”(Class Code:k7pdnkvg), log in the google classroom with your Tohoku-Dai Gmail account and password.
- View the material of the orientation.
- After checking the materials, click “Class (授業)”, then complete the "Pledge for the JASSO Scholarship Awardee“ and “H-1/H-2 Report of JASSO”.

*JASSO Signing Schedule:

JASSO scholarship awardees are required to sign for the designated attendance confirmation sheet every beginning of month to receive the scholarship. Please come to the Student Exchange Division (6-C counter, second floor of the Education and Student Support Center (A01)) with your residence card.

(If you do not have the residence card yet, bring your passport).

For the April signing, the signing date is designated on April 3rd and 6th.

If you are unable to sign on the above date due to unavoidable reasons (research activities or classes), please contact us in advance.

2. Submit Transfer Request Form

Documents to submit

You need to submit the “Wire Transfer Request Form” to receive the JASSO Scholarship via bank transfer.

Please submit the required documents as soon as you receive the bank book or the card in your hand.



Sample: Bank Card

How to submit: Via Google Form

We will announce how to submit the “Wire Transfer Request Form” at the JASSO Google classroom.

Please wait for an email (your Tohoku DC mail) to join the classroom.

New students open a Japan Post Bank (JP Bank) account with your smartphone using the “Yucho Direct Plus” app.

For more information on how to open a bank account, check [STEP 4: Opening a Bank Account](#) in [Getting Started in Japan](#).


The following page in TU Support is also useful.

[Yucho Direct Plus Bank Account | TU Support](#) (Password: tusupport2026) 16

3. Sign for confirmation sheet

-Where :

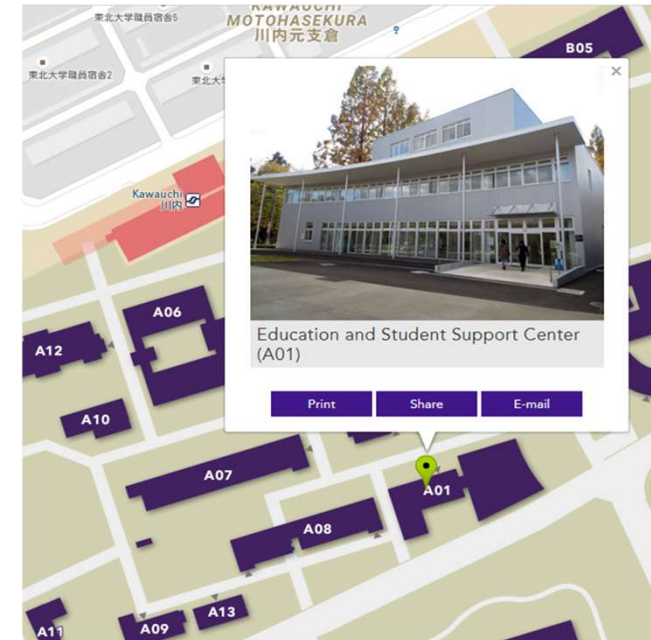
6-C Counter at the Student Exchange Division, 2nd floor of the Education and Student Support Center.



留学学生出席確認書
Student Attendance Confirmation Receipt
Confirmation of Attendance and Scholarship Receipt

氏名	所属学部	所属学科	所属研究室	所属教員	所属国	所属大学	所属学部	所属学科	所属研究室	所属教員	所属国	所属大学
1. 氏名	2. 所属学部	3. 所属学科	4. 所属研究室	5. 所属教員	6. 所属国	7. 所属大学	8. 所属学部	9. 所属学科	10. 所属研究室	11. 所属教員	12. 所属国	13. 所属大学

※ 本表は、留学中の出席確認と奨学金の受領確認のために提出してください。



!IMPORTANT!:

If you miss signing days, the scholarship for the month will NOT be provided.

4. Answer web questionnaire

All JASSO awardees are required to submit the **"Pre-arrival (H-1)"** and **"After the program Questionnaire (H-2)"** reports.

-Deadline:

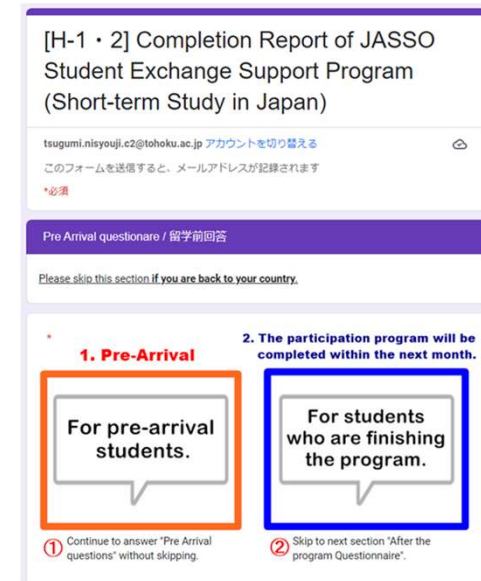
H-1: Before receiving the first scholarship.

H-2: After receiving the last scholarship (before leaving Japan).

-About 15 minutes to finish
Accessible to smart phone



https://docs.google.com/forms/d/e/1FAIpQLSeyYQ0dX7RS568jySNpIX1D0qBTDQlgXHv8ld_xBnl8V29GFw/viewform?usp=sf_link



[H-1・2] Completion Report of JASSO Student Exchange Support Program (Short-term Study in Japan)

tsugumi.nisyouji.cz@tohoku.ac.jp アカウントを切り替える

このフォームを送信すると、メールアドレスが記録されます

*必須

Pre Arrival questionnaire / 留学前回答

Please skip this section if you are back to your country.

1. Pre-Arrival
For pre-arrival students.

2. The participation program will be completed within the next month.
For students who are finishing the program.

① Continue to answer "Pre Arrival questions" without skipping.

② Skip to next section "After the program Questionnaire".

3. Contact

Chair of the Program

Yoshitaka KASUKABE

Ph.D. (Engineering) Professor

Global Learning Center

yoshitaka.kasukabe.c3@tohoku.ac.jp

General Inquiries

Program Coordinator

Incoming Student Exchange Section,

Student Exchange Division

Contact Form

studyab@grp.tohoku.ac.jp

Lastly.....

☆ Invitation to Google Classroom for DEEP student

The incoming Student Section office will release the essential notices through Google Classroom.

Please join and check it out!

DEEP 2026 Spring Class code: 43jbam4b

Activate from April 1st.